



HOW TO MAKE POPPIES

SUPPLIES AND INSTRUCTIONS

- 1 Green Wire Stem - 7 inches long
- 1 Green Crepe Paper
- 1 Black Crepe Paper
- 4 Red Crepe Paper Petals
- 1 In Memorium Message


Step 1




Fold the green wire into a shepards hook leaving approximately 4 inches long on one side and 3 inches on the other

Take the pieces of black and green crepe paper and put them together. Approximately 1/2 inch long

Step 2




Step 3



Place the green and and black crepe paper pieces inside the shepards hook. About half way and twist the greenwire several times to secure the center.

Take the first red petal put the stem with the green and black paper placing it in the middle of the first red petal. Fold the first red petal in half.

Step 4



Step 5



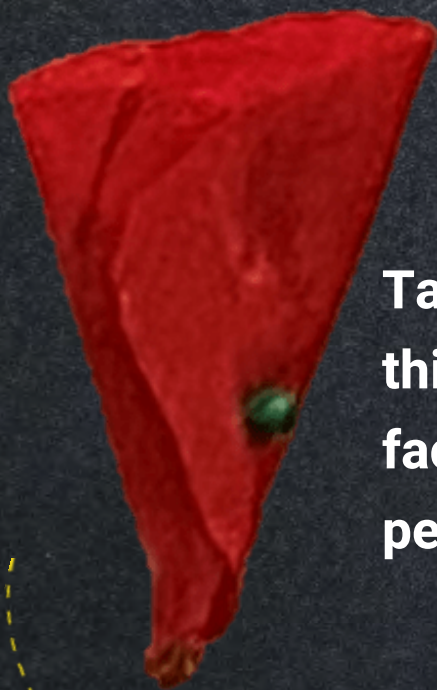
Take the second red petal put the stem with the first red petal in the middle facing the oppsite direction. Fold second red petal in half.

Step 6

Take the third red petal put the stem with the second and first red petals in the middle facing the oppsite direction. Fold third red petal in half.



Step 7



Take the fourth red petal put the stem with the third, second and first red petals in the middle facing the oppsite direction. Fold fourth red petal in half.

Step 8

Wrap the stem wire four (4) times around the bottom of the petals. Place the "In Memoriam" paper through the stem.

